

ASX Release: 25 July 2016

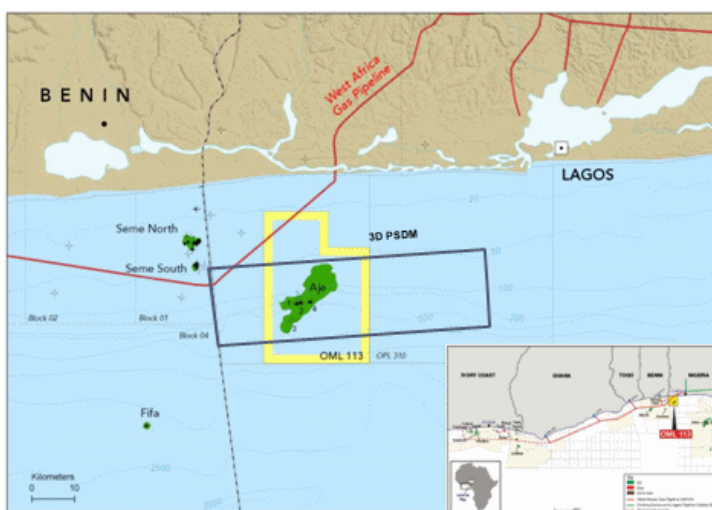
June Quarterly Highlights

- Aje Field Phase 1 commencement of production
- Bargou Project (Tunisia) discontinued
- Ruhuhu (Tanzania) undergoing restructure and possible divestment
- Cash and listed securities on hand at 30 June 2016 A\$1.682 million

Overview

Aje Field, Nigeria (JKA 5.0006% revenue interest, 6.675% contributing interest)

On 5 May 2016 crude oil production commenced from the Aje field. This represents a significant Phase 1 project milestone which consists of Cenomanian-aged oil production from two wells, Aje-4 and Aje-5, both of which were completed in 2015. Early production from the two wells has mostly ranged from 7000 to 8000 gross barrels of oil per day (BOPD) during the initial startup period. Once production rates are stabilized and optimized, and all approvals from the Nigerian authorities are received, production rates are expected to increase. Lab analysis from produced samples has confirmed Aje oil as a high quality 42° API crude. Consequently, several potential buyers have expressed interest in purchasing the crude.



Produced oil is being stored in a Floating Production Storage and Offloading vessel ("FPSO") which has been installed and commissioned. The FPSO has a production capacity of 40,000 BOPD and a storage capacity of 750,000 barrels of oil. The first lifting of oil from the FPSO is expected to occur in late August/ early September 2016.

Aje is an offshore field located in OML 113 in the western part of Nigeria in the Dahomey Basin. The field is situated in water depths ranging from 100 to 1,000 metres about 24 km from the coast. The Aje field contains hydrocarbon resources in sandstone reservoirs at three main levels: Turonian gas condensate reservoir, a Cenomanian oil reservoir, and an Albian gas condensate reservoir.

ABN 79 140 110 130

Registered Address: Level 11, London House, 216 St Georges Terrace, Perth WA 6000 AUSTRALIA

Postal Address: GPO Box 2517 Perth WA 6831 AUSTRALIA

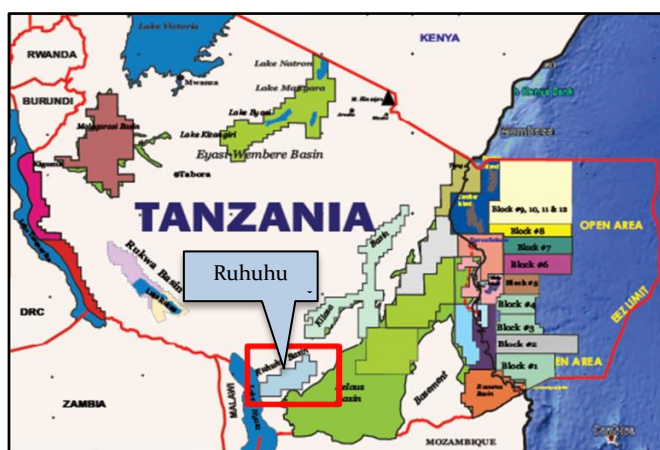
P: +61 8 9481 0389 F: +61 8 9463 6103 E: info@jackaresources.com.au

W: www.jackaresources.com.au

The 4,616 km² Bargou Permit is located in the Gulf of Hammamet, offshore northern Tunisia.

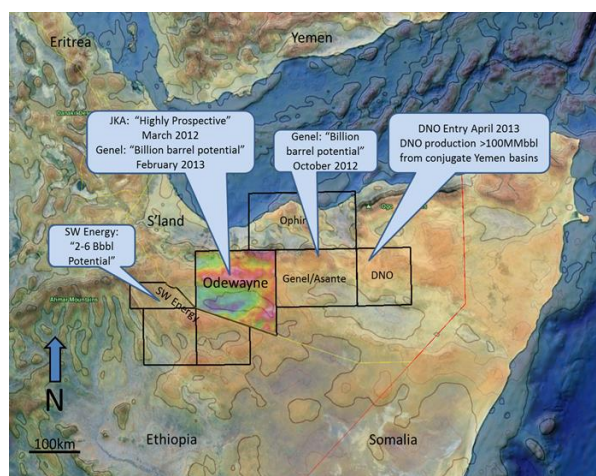
As JTB is a single purpose entity with no access to further funding, and as announced on 6 July 2016, Jacka has resolved to place JTB in creditors' voluntary liquidation.

The Ruhuhu licence is located in southwest Tanzania and covers an area of 10,343 km². A wholly-owned subsidiary of Jacka is the Operator and holds 100% of the petroleum exploration rights to the entire Ruhuhu Basin and a portion of the Lake Nyasa Rift Basin, which is part of the East African rift system.



As previously advised, the current lack of appetite for early stage exploration projects has adversely impacted Jacka's farmout efforts which were a key component of the stated exploration strategy. The Company has consequently curtailed its operating costs and continues to focus on minimising financial exposure by all available means, including withdrawal from or divestment of the project.

Jacka retains an option to acquire a 5% participating interest in this block arising from its original farm-in agreement on the block. That option can be exercised on the earlier of (1) the proposing of a second well in the Production Sharing Contract (PSC), or (2) the parties entering into the Fifth Period of the PSC.



2

Corporate

Jacka continues to rationalise its portfolio of licence interests in light of the current downturn in the sector and associated lack of funding to progress exploration and development activity.

Following the transaction with MXO announced on 14 July 2015, Jacka was issued 43,380,325 shares in MXO. Jacka's shareholding currently represents a 3.8% interest in MXO. The market value of the MXO shares as at 30 June 2016 was A\$0.689 million.

Issued capital 30 June 2016:

Ordinary shares: 460,859,758

Unlisted options with various exercise prices & expiry dates: 69,450,000

Cash and listed securities on hand 30 June 2016: A\$1.682 million

consisting of cash A\$0.966 million and listed securities of A\$0.716 million

Table 1: Changes in Licence Interests:

Country	Block / Licence	Interest held at 31 March 2016	Interest acquired / disposed of during quarter	Interest held at 30 June 2016
Tanzania	Ruhuhu (onshore)	100%	n/a	100%
Tunisia	Bargou (offshore)	15% (1)	n/a	15%
Nigeria	OML 113, Aje Field (offshore)	5.0006%* (2)	n/a	5.0006%*

* Net revenue interest

(1) Licence-holding company currently undergoing creditors' voluntary liquidation

(2) Interest subject to change pursuant to MXO funding arrangements

Table 2: Joint Venture Participants (as at 30 June 2016):

Country	Block / Licence	Jacka Interest		Other participants		
Tanzania	Ruhuhu (onshore)	100%		None		
Tunisia	Bargou (offshore)	15% (1)		Cooper Energy (Op) 30% Dragon Oil 55%		
Nigeria	OML 113, Aje Field (offshore)	Contributing %	Revenue %	Company	Contributing %	Revenue %
		6.675	5.0006	YFP(Oper.)	0.000	25.000
				NewAge	32.070	24.058
				FHN*	22.500	16.875
				EER	22.500	16.875
				Panoro	16.255	12.191

* being transferred to YFP interests

(1) Licence-holding company currently in default and undergoing creditors' voluntary liquidation

Enquiries:

Jacka Resources Limited:

T: +61 8 9481 0389

Chairman: Max Cozijn

E&P Advisor: Ken Charsinsky

Other Enquiries: info@jackaresources.com.au

This document has been prepared by Jacka Resources Limited for the purpose of providing an activity update to interested analysts/investors and shareholders. Any statements, opinions, projections, forecasts or other material contained in this document do not constitute any commitments, representations or warranties by Jacka Resources Limited or its directors, agents and employees. Except as required by law, and only to the extent so required, directors, agents and employees of Jacka Resources Limited shall in no way be liable to any person or body for any loss, claim, demand, damages, costs or expenses of whatsoever nature arising in any way out of, or in connection with, the information contained in this document. This document includes certain statements, opinions, projections, forecasts and other material, which reflect various assumptions. The assumptions may or may not prove to be correct. Jacka Resources Limited recommends that potential investors consult their professional advisor/s as an investment in the company is considered to be speculative in nature.

Persons compiling information about Hydrocarbons

Pursuant to the requirements of the ASX Listing Rules 5.41, 5.42, 5.43 and 5.44, the technical and resource information provided in this announcement has been prepared by Ken Charsinsky, a consultant to Jacka Resources Limited. Mr Charsinsky is a qualified geologist with over 35 years of technical, commercial and management experience in exploration for, appraisal and development of oil and gas resources. Mr Charsinsky has reviewed the results, procedures and data contained in this announcement and considers the resource estimates to be fairly represented. Mr Charsinsky consents to the inclusion in this announcement of the matters based on the information in the form and context in which they appear. Mr Charsinsky is a long-standing member of the AAPG

Qualified Petroleum Reserves and Resource Evaluator Requirements

The information in this report that relates to reserves and resources has been compiled by Mr Ken Charsinsky, M.SC. Geology, who has over 35 years' experience in the exploration for, and appraisal and development of, petroleum resources and who has sufficient relevant experience to qualify as a Qualified Petroleum Reserves and Resources Evaluator (QPPRE) under the ASX Listing Rules. The information is based on and fairly represents information and supporting documentation prepared by Mr Charsinsky, who is a consultant to the Company. Mr Charsinsky consents to the inclusion in this report of that information as supporting documentation in the form and context in which they are included.

Appendix 5B

Mining exploration entity and oil and gas exploration entity quarterly report

Introduced 01/07/96 Origin Appendix 8 Amended 01/07/97, 01/07/98, 30/09/01, 01/06/10, 17/12/10, 01/05/2013

Name of entity

Jacka Resources Limited

ABN

79 140 110 130

Quarter ended ("current quarter")

30 June 2016

Consolidated statement of cash flows

Cash flows related to operating activities	Current quarter \$A'000	Year to date (12 months) \$A'000
1.1 Receipts from product sales and related debtors	-	-
1.2 Payments for (a) exploration & evaluation	(22)	(860)
(b) development(i)	(71)	(16,365)
(c) production	-	-
(d) administration	(132)	(699)
1.3 Dividends received	-	-
1.4 Interest and other items of a similar nature received	1	9
1.5 Interest and other costs of finance paid	-	-
1.6 Income taxes paid	-	-
1.7 Other (provide details if material)	-	-
Net Operating Cash Flows	(224)	(17,915)
Cash flows related to investing activities		
1.8 Payment for purchases of: (a) prospects	-	-
(b) equity investments	-	-
(c) other fixed assets	-	-
1.9 Proceeds from sale of: (a) prospects	-	-
(b) equity investments	-	-
(c) other fixed assets	-	-
1.10 Loans to other entities	-	-
1.11 Loans repaid by other entities(ii)	-	943
1.12 Other (provide details if material)	-	-
Net investing cash flows	-	943
1.13 Total operating and investing cash flows (carried forward)	(224)	(16,972)

(i) Aje project development funded as per ASX announcement of 14 July 2015.

(ii) Repayment relates to Aje funding proposal.

Appendix 5B

Mining exploration entity and oil and gas exploration entity quarterly report

1.13	Total operating and investing cash flows (brought forward)	(224)	(16,972)
	Cash flows related to financing activities		
1.14	Proceeds from issues of shares, options, etc.	5	5
1.15	Proceeds from sale of forfeited shares	-	-
1.16	Proceeds from borrowings(iii)	71	16,365
1.17	Repayment of borrowings	-	-
1.18	Dividends paid	-	-
1.19	Other (capital raising costs)	-	(14)
	Net financing cash flows	76	16,356
	Net increase (decrease) in cash held	(148)	(616)
1.20	Cash at beginning of quarter/year to date	1,090	1,927
1.21	Exchange rate adjustments to item 1.20	24	(345)
	Cash at end of quarter	966	966

(iii) Pursuant to Aje funding proposal – unsecured interest free convertible loans to subsidiary by MXO Oil plc

Payments to directors of the entity, associates of the directors, related entities of the entity and associates of the related entities

	Current quarter \$A'000
1.23 Aggregate amount of payments to the parties included in item 1.2	45
1.24 Aggregate amount of loans to the parties included in item 1.10	-

1.25 Explanation necessary for an understanding of the transactions

1.23 includes salaries and superannuation contributions for all Directors

Non-cash financing and investing activities

2.1 Details of financing and investing transactions which have had a material effect on consolidated assets and liabilities but did not involve cash flows

N/A

2.2 Details of outlays made by other entities to establish or increase their share in projects in which the reporting entity has an interest

N/A

+ See chapter 19 for defined terms.

Financing facilities available

Add notes as necessary for an understanding of the position.

	Amount available \$A'000	Amount used \$A'000
3.1 Loan facilities – Existing Lenders	-	-
Loan Facility –	-	-
3.2 Credit standby arrangements	-	-

Estimated cash outflows for next quarter

	\$A'000
4.1 Exploration and evaluation	50
4.2 Development (iv)	-
4.3 Production	-
4.4 Administration	100
Total	150

(iv) Aje project development funded as per ASX announcement of 14 July 2015.

Reconciliation of cash

Reconciliation of cash at the end of the quarter (as shown in the consolidated statement of cash flows) to the related items in the accounts is as follows.	Current quarter \$A'000	Previous quarter \$A'000
5.1 Cash on hand and at bank	966	1,090
5.2 Deposits at call	-	-
5.3 Bank overdraft	-	-
5.4 Other (provide details)	-	-
Total: cash at end of quarter (item 1.22)	966	1,090

Gross cash and listed securities as at 30 June 2016: A\$1.682 million. (Includes listed securities with a market value of A\$0.716 million as at 30 June 2016.)

Appendix 5B

Mining exploration entity and oil and gas exploration entity quarterly report

Changes in interests in mining tenements and petroleum tenements

	Tenement reference and location	Nature of interest (note (2))	Interest at beginning of quarter	Interest at end of quarter
6.1	Interests in mining tenements and petroleum tenements relinquished, reduced or lapsed	N/A		
6.2	Interests in mining tenements and petroleum tenements acquired or increased	N/A		

Issued and quoted securities at end of current quarter

Description includes rate of interest and any redemption or conversion rights together with prices and dates.

	Total number	Number quoted	Issue price per security (see note 3) (cents)	Amount paid up per security (see note 3) (cents)
7.1	Preference securities (description)			
7.2	Changes during quarter (a) Increases through issues (b) Decreases through returns of capital, buy-backs, redemptions			
7.3	+Ordinary securities	460,859,758	460,859,758	
7.4	Changes during quarter (a) Increases through issues (b) Decreases through returns of capital, buy-backs	36,875	36,875	\$0.130
7.5	+Convertible debt securities (description)			

+ See chapter 19 for defined terms.


Appendix 5B

Mining exploration entity and oil and gas exploration entity quarterly report

7.6	Changes during quarter (a) Increases through issues (b) Decreases through securities matured, converted				
7.7	Options (description and conversion factor)	1,250,000 2,700,000 65,500,000	- - -	<i>Exercise price</i> \$0.20 \$0.20 \$0.02	<i>Expiry date</i> 03-May-17 11-Sep-16 08-June-18
7.8	Issued during quarter				
7.9	Exercised during quarter	36,875	36,875	\$0.13	31 May 2016
7.10	Expired during quarter	67,822,504	67,822,504	\$0.13	31 May 2016
7.11	Debentures (totals only)				
7.12	Unsecured notes (totals only)				

Compliance statement

- 1 This statement has been prepared under accounting policies which comply with accounting standards as defined in the Corporations Act or other standards acceptable to ASX (see note 5).
- 2 This statement does give a true and fair view of the matters disclosed.



Sign here:
Print name: Stephen Brockhurst
Company Secretary

Date: 25 July 2016

Notes

- 1 The quarterly report provides a basis for informing the market how the entity's activities have been financed for the past quarter and the effect on its cash position. An entity wanting to disclose additional information is encouraged to do so, in a note or notes attached to this report.
- 2 The "Nature of interest" (items 6.1 and 6.2) includes options in respect of interests in mining tenements and petroleum tenements acquired, exercised or lapsed during the reporting period. If the entity is involved in a joint venture agreement and there are conditions precedent which will change its percentage interest in a mining tenement or petroleum tenement, it should disclose the change of percentage interest and conditions precedent in the list required for items 6.1 and 6.2.
- 3 **Issued and quoted securities** The issue price and amount paid up is not required in items 7.1 and 7.3 for fully paid securities.
- 4 The definitions in, and provisions of, *AASB 6: Exploration for and Evaluation of Mineral Resources* and *AASB 107: Statement of Cash Flows* apply to this report.
- 5 **Accounting Standards** ASX will accept, for example, the use of International Financial Reporting Standards for foreign entities. If the standards used do not address a topic, the Australian standard on that topic (if any) must be complied with.

== == == == ==